

Welcome Message

Dear friends and colleagues,

We are delighted to welcome you to the 13th Annual Meeting of the Society of Gastrointestinal Intervention (SGI 2019) to be held in Incheon, Korea on October 11-12, 2019.

The scientific program of SGI 2019 will consist of the most interesting and fruitful lectures providing an environment to interact and debate about the treatment methods used in the field of gastroenterology, interventional radiology, and surgery. We have added innovations to last year's program, including a compact live demonstration session, which is one of distinctive features of the SGI. We are proud to state that our internationally and nationally renowned invited speakers will both share their expertise in the areas of new, existing, and undiscovered scientific knowledge and medical technologies, but equally focus upon practical tips and tricks which attendees will be able to apply in their practices.

A coast city, Incheon has many tourist attractions and you can make your stay as memorable and enjoyable as possible by providing you with an opportunity to have a first-hand observation of Korea, with its long historical tradition of 5,000 years.

We believe that this landmark SGI meeting will assure all attendees the benefits of collegial collaboration and networking, advanced knowledge, fellowship, and a great time visiting Korea during one of its most beautiful seasons. We would like to welcome you with a warm heart and hope you enjoy this meeting.

Sincerely yours,



A handwritten signature in black ink, appearing to read 'Y. H. Kim'.

Yun Hwan Kim
President, SGI 2019



A handwritten signature in black ink, appearing to read 'H. K. Yoon'.

Hyun-Ki Yoon
Secretary General, SGI 2019



A handwritten signature in black ink, appearing to read 'H. Y. Jung'.

Hwoon-Yong Jung
Vice Secretary General, SGI 2019

SGI 2019 Committees

Executive Committee

President	Yun Hwan Kim	Korea University	Korea
Secretary General	Hyun-Ki Yoon	University of Ulsan	Korea
Vice Secretary General	Hwoon-Yong Jung	University of Ulsan	Korea
Treasurer	Hwan Hun Chung	Korea University	Korea

Steering Committee

Member	Todd H. Baron	University of North Carolina	USA
	Kenneth F. Binmoeller	California Pacific Medical Center	USA
	Young Deok Cho	SoonChunHyang University	Korea
	Mariano E. Giménez	University of Buenos Aires	Argentina
	Ziv J. Haskal	University of Virginia	USA
	Sung Gwon Kang	Yangji H Plus Hospital	Korea
	Jin Hong Kim	Ajou University	Korea
	Yun Hwan Kim	Korea University	Korea
	Richard A. Kozarek	Virginia Mason Medical Center	USA
	Hans-Ulrich Laasch	The Christie NHS Foundation Trust	UK
	DongKi Lee	Yonsei University	Korea
	Jeffrey H. Lee	MD Anderson Cancer Center	USA
	D. Nageshwar Reddy	Asian Institute of Gastroenterology	India
	Dong-Wan Seo	University of Ulsan	Korea
	Peter D. Siersema	Radboud University Medical Center	The Netherlands
	Ho-Young Song	University of Ulsan	Korea
	Gao Jun Teng	Zhongda Hospital, Southeast University	China
	Hyun-Ki Yoon	University of Ulsan	Korea

SGI 2019 Organizing Committee

Scientific Program Committee

Chair	Hans-Ulrich Laasch	The Christie NHS Foundation Trust	UK
Co-chair	Kenneth F. Binmoeller	California Pacific Medical Center	USA
	Dong Il Gwon	University of Ulsan	Korea
	Sang Soo Lee	University of Ulsan	Korea
Member	Young Kwon Cho	Kangdong Sacred Heart Hospital	Korea
	Woo Sun Choi	Chung Ang University	Korea
	Ho Jong Chun	The Catholic University of Korea	Korea
	Hyunsoo Chung	Seoul National University	Korea
	Ki Chang Han	Yonsei University	Korea
	Hyun Pyo Hong	Sungkyunkwan University	Korea
	Jong Jin Hyun	Korea University	Korea
	Dae Uk Hwang	University of Ulsan	Korea
	Hwan Jun Je	Seoul National University	Korea
	Ui Chul Jung	Eulji University	Korea
	Do Hoon Kim	University of Ulsan	Korea
	Duk Hwan Kim	CHA University	Korea
	Eung Tae Kim	Hanyang University	Korea
	Jin Hyoung Kim	University of Ulsan	Korea
	Man Deuk Kim	Yonsei University	Korea
	Seong-Hun Kim	Chonbuk National University	Korea
	Tae Jun Kim	Sungkyunkwan University	Korea

Young Hwan Kim	Daegu Catholic University	Korea
Ki Young Ko	University of Ulsan	Korea
Tae Geun Kwon	The Catholic University of Korea	Korea
Seong-Ho Kong	Seoul National University	Korea
Hyun Jung Lee	Seoul National University	Korea
Sang Hyub Lee	Seoul National University	Korea
Hyun Lim	Hallym University	Korea
Yang Won Min	Sungkyunkwan University	Korea
Chan Hyuk Park	Hanyang University	Korea
Jin Seok Park	Inha University	Korea
Dong Jae Shim	The Catholic University of Korea	Korea
Jong Joon Shim	SoonChunHyang University	Korea
Tae Jun Song	University of Ulsan	Korea
Dong-Hoon Yang	University of Ulsan	Korea
Chang Jin Yoon	Seoul National University	Korea
Seung Bae Yoon	The Catholic University of Korea	Korea

Liaison Committee

Co-chair	Jong Ho Moon	SoonChunHyang University	Korea
	Sang Joon Park	Catholic Kwandong University	Korea
Member	Tiing Leong Ang	Changi General Hospital	Singapore
	Yasuaki Arai	National Cancer Center	Japan
	Mariano E. Giménez	University of Buenos Aires	Argentina
	Bing Hu	Second Military Medical University	China
	Hiroyuki Isayama	Juntendo University	Japan
	Arthur Kaffes	Royal Prince Alfred Hospital	Australia
	James Y. Lau	The Chinese University of Hong Kong	Hong Kong
	DongKi Lee	Yonsei University	Korea
	Jeffrey H. Lee	MD Anderson Cancer Center	USA
	Lydia Theresia Purba	National Cardiovascular Center, Harapan Kita	Indonesia
	D. Nageshwar Reddy	Asian Institute of Gastroenterology	India
	Rungsun Rerknimitr	Chulalongkorn University	Thailand
	Hany Shehab	Cairo University	Egypt
	Hyung Jin Shim	Chung Ang University	Korea
	Hsiu Po Wang	National Taiwan University	Taiwan
	Ren Jie Yang	Peking University	China

Meeting & Exhibition Committee

Co-chair	Okan Akhan	Hacettepe University	Turkey
	Sung Bum Jo	Korea University	Korea
	Hong Shan	Sun Yat Sen University	China
	Kenjiro Yasuda	Kyoto Second Red Cross Hospital	Japan

Publicity Committee

Co-chair	Hans-Ulrich Laasch	The Christie NHS Foundation Trust	UK
	Jeffrey H. Lee	MD Anderson Cancer Center	USA
	Deok Ho Nam	SAM Hospital	Korea

Data Processing Committee

Chair	Hyun Gun Kim	SoonChunHyang University	Korea
-------	--------------	--------------------------	-------

SGI 2019 Committees

Editorial Committee

Co-Editors-in-Chief	Todd H. Baron	University of North Carolina	USA
	Ziv J. Haskal	University of Virginia	USA
Deputy Editors	Yunho Jung	SoonChunHyang University	Korea
	Hong Joo Kim	Sungkyunkwan University	Korea
	Se Hwan Kwon	Kyung Hee University	Korea
	Hyun-Ki Yoon	University of Ulsan	Korea
Associated Editors	Kyung J. Cho	University of Michigan	USA
	Seung Kwon Kim	Washington University	USA
	Hans-Ulrich Laasch	The Christie NHS Foundation Trust	UK
	Jeffrey H. Lee	MD Anderson Cancer Center	USA
	Katherine A. Morgan	Medical University of South Carolina	USA
	Peter D. Siersema	Radboud University Medical Center	The Netherlands
Members	Oscar A. Alvarez	South Texas Gastroenterology Associates	USA
	Jennifer Chennat	University of Pittsburgh Medical Center	USA
	Wojciech Cwikiel	University of Michigan Hospital	USA
	Mariano E. Giménez	University of Buenos Aires	Argentina
	Ho Seong Han	Seoul National University	Korea
	Shayan Irani	Virginia Mason Medical Center	USA
	Hiroyuki Isayama	Juntendo University	Japan
	Sung Ill Jang	Yonsei University	Korea
	Krishna Kandarpa	National Institute of Biomedical Imaging and Bioengineering	USA
	Clive Kay	Bradford Teaching Hospitals	UK
	Jun Kyu Lee	Dongguk University	Korea
	Yoon Suk Lee	Inje University	Korea
	Sun Gyo Lim	Ajou University	Korea
	Andrew Lowe	Bradford Teaching Hospitals	UK
	John Maple	University of Oklahoma Health Sciences Center	USA
	Derrick Martin	South Manchester University	UK
	Sahat Matondang	University of Indonesia and CiptoMangunkusumo Hospital	Indonesia
	Alexander Meining	II. Medizinische Klinik Und Poliklinik	Germany
	Lemuel Narcise	Saint Luke's Medical center	Philippines
	Jae Jun Park	Yonsei University	Korea
	M. Perez-Miranda	Hospital Universitario Rio Hortega	Spain
	Sundeep J. Punamiya	Asian Institute of Gastroenterology	India
	Paulo Sakai	University of San Paulo	Brazil
	Tran Viet	University Medical Center Ho Chi Minh City	Vietnam
	Field Willingham	Emory University Hospital	USA
	Koichiro Yamakado	Hyogo College of Medicine	Japan
	Zheng Qiang Yang	The First Affiliated Hospital of Nanjing Medical University	China
	Fan Yong	Haine Hospital	China

Research Ethics Committee

Chair	Young Deok Cho	SoonChunHyang University	Korea
Co-chair	Seungmin Bang	Yonsei University	Korea
	Dong Il Gwon	University of Ulsan	Korea
	Yoon Ho Jung	SoonChunHyang University	Korea
	Hong Joo Kim	Sungkyunkwan University	Korea
	Hyun-Ki Yoon	University of Ulsan	Korea

Society of Gastrointestinal Intervention



ABOUT SGI

GOALS

The primary goals of the SGI are to:

KEY FEATURES OF SGI

- ♦ Multidisciplinary
- ♦ Collaboration
- ♦ Unique Expertise
- ♦ World-Leading Vision

1

Maximize Interdisciplinary Collaboration

Establish a comprehensive GI intervention network between endoscopists, interventional radiologists, and GI surgeons for multidisciplinary collaboration and interaction

2

Share Technological Innovation

Inform, promote and globalize outstanding technological innovations of each specialty

3

Foster Future Specialists


Aid young brilliant doctors to make an early debut on the international stage through SGI

4

Become a Role Model

Become a role model as a unique international meeting in the field of GI intervention

About Gastrointestinal Intervention



As the official journal of the Society of Gastrointestinal Intervention, Gastrointestinal Intervention delivers original, peer-reviewed articles for the gastroenterologists, interventional radiologists, surgeons, gastrointestinal oncologists, nurses and technicians who need current and reliable information on the interventional treatment of gastrointestinal and hepatopancreaticobiliary diseases. Regular features also include 'the state of art' review articles by leading authorities throughout the world. Gastrointestinal Intervention will become an international forum for the description and discussion of the various aspects of interventional radiology, endoscopy and minimal invasive surgery. The journal is published every 6 months since December 2012. Its abbreviated title is Gastrointest Interv.

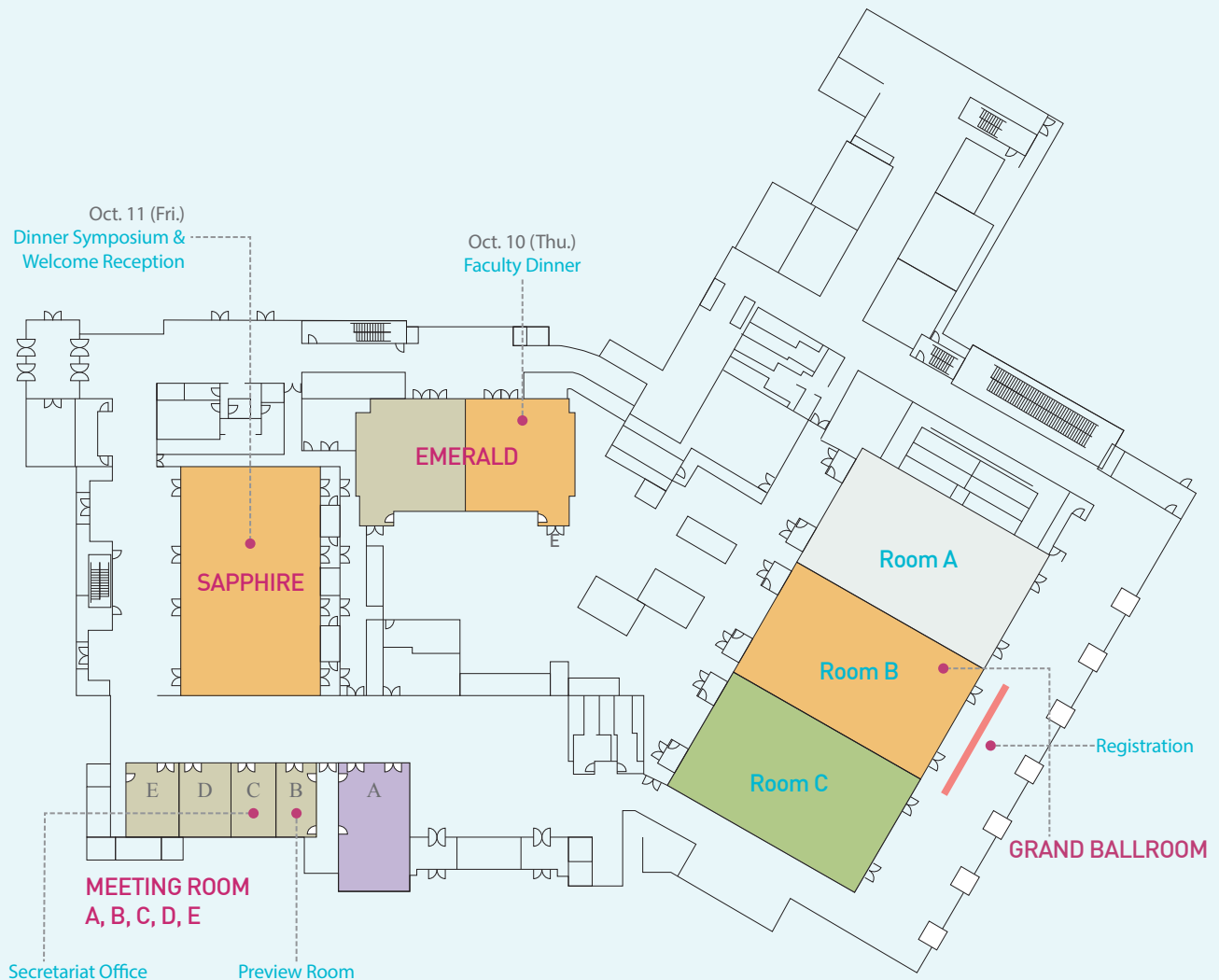
Day 1 / October 11 (Friday)

Time	Room A	Room C	Meeting Room A	Room B
08:00-09:10 (70')	Session 1. Controversies on the Biliary Drainage for Perihilar Cholangiocarcinoma	Session 2. Recent Update on the Management of Gastroenteropancreatic Neuroendocrine Tumors		e-Poster
09:10-10:20 (70')	Session 3. Recent Advances in EUS and EUS-guided Interventions	Session 4. Tips to Overcome Hurdles of Obscure or Refractory GI Bleeding in Clinical Practice	Video Session 1.	
10:20-10:30	Opening Ceremony			
10:30-11:00	Coffee Break			
11:00-12:20 (80')	Live Demonstration 1 (Hyderabad, India)	Session 5. Special Session: Translational Research		
12:30-13:20 (50')	Luncheon Symposium 1			
13:20-13:30	Break			
13:30-14:50 (80')	Session 6. Optimal Diagnosis and Treatment of Pancreatic Cysts: When Can We Stop the Surveillance?	Session 7. Recent Update of IR Therapy for Portal Hypertension		
14:50-15:20	Coffee Break		Video Session 2. (15:20-17:00)	
15:20-16:40 (80')	Session 8. Management of Malignant Duodenobiliary Obstruction	Session 9. Cutting Edge of the Management for Colonic Obstruction		
16:40-18:00 (80')	Live Demonstration 2 (Barcelona, Spain)	Session 10. Cutting Edge of Myotomy in GI Tract		
18:00-	Dinner Symposium & Welcome Reception (Sapphire Ballroom)			

Day 2 / October 12 (Saturday)

Time	Room A	Room C	Meeting Room A	Room B	
08:00-09:20 (80')	Live Demonstration 3 (Seattle, USA)	Plenary Free Paper		e-Poster	
09:20-09:50	Coffee Break				
09:50-11:10 (80')	Session 11. Multidisciplinary Approach for Complicated Walled-off Necrosis: When and How?	Session 12. Multidisciplinary Approach to Refractory GERD			
11:10-12:30 (80')	Session 13. Multidisciplinary Local Ablative Therapy for Unresectable Pancreatobiliary Malignancies	Session 14. Recent Update of Treatment for Advanced HCC (BCLC C stage)			
12:30-13:00 (30')	Luncheon Symposium 2				
13:00-13:30	Break				
13:30-14:50 (80')	Session 15. Management of Postsurgical Complications in Pancreatobiliary Disease: Who Do You Call?	Session 16. Bariatric and Metabolic Therapies: New and Emerging Technologies	SGI Learning Center		
14:50-15:20	Coffee Break				
15:20-16:40 (80')	Live Demonstration 4 (Seoul, Korea)	Session 17. Therapeutic Intervention for the Colorectal Cancers in Various Situations: Present and Future			
16:40-18:00 (80')	Session 18. Multidisciplinary Approach to Successful Management of Biliary Diseases in Patients with Surgically Altered Anatomy	Session 19. New Way of TACE, Balloon TACE			
18:00-18:15	Closing & Awards Ceremony				

Floor Plan



Room A

- Opening Ceremony
- Scientific Sessions
- Live Demonstrations
- Luncheon Symposiums
- Closing Ceremony

Room B

- Industrial Exhibition
- E-Poster Presentation

Room C

- Scientific Sessions
- Plenary Free Paper

Meeting Room A

- Video Sessions (Oct. 11)
- SGI Learning Center (Oct. 12)

Meeting Information

Dates	October 11 (Fri) – October 12 (Sat), 2019
Venue	Paradise City, Incheon, Korea
Conference Theme	Recent Updates of GI Intervention
Website	2019.sgiw.org
Official Language	English
Organized by	The Society of Gastrointestinal Intervention

Registration

On-site Registration Fee

Category	Domestic Delegate	International Delegate
Physician	KRW 150,000	USD 250
Fellow/Resident/Technician/Nurse	KRW 75,000	USD 150
Student	Complimentary	

Registration Desk Hours

Grand Ballroom Lobby	October 11 (Fri.), 07:00 - 18:00
	October 12 (Sat.), 07:00 - 18:00

Name Badges

You are kindly requested to wear your name badge throughout the conference. Please note that admission to the scientific session rooms will be limited to registered participants wearing the badge.

Preview Room

The speakers are required to check-in at the preview room to review their slide(s) and save the final versions. Final presentation file(s) must be uploaded at least 1 hour before the start of the sessions.

Meeting Room B	October 11 (Fri.), 07:00 - 18:00
	October 12 (Sat.), 07:00 - 17:00

E-Posters Presentation

Grand Ballroom B	October 11 (Fri.), 08:00 - 18:00
	October 12 (Sat.), 08:00 - 18:00

** Abstracts selected as Oral E-Poster Presentation will be presented during a special designated schedule (during coffee break). During this schedule, presenter will be expected to be at the electronic poster board to present the results of your research with attendees and answer questions.

Best Oral & Poster Awards

The SGI 2019 Scientific Program Committee will select 3 oral and 3 poster abstracts for the Best Oral & Poster Awards. Awardees will be selected based on the quality of their submitted abstract and presentation at the meeting through an on-site evaluation by the Scientific Program Committee.

Travel Grant

SGI has a travel grant program and it has been established to encourage participation in SGI from overseas. A total of 5 overseas abstract presenters have been selected as this year's recipients.

SGI Edelweiss Scholarship

SGI Edelweiss Scholarship has been supporting young doctor from developing countries since 2013. The name of scholarship came from the lyrics "Small & White, Clean & Bright" of the song called "Edelweiss" which is the soundtrack of the "Sound of Music". This program has been designed to build a bright future of those young doctors by gathering pure and small gesture from the heart. We welcome you to support those young doctors by making donations. The scholarship is open to all young doctors from developing countries, and the recipients will be selected by the scholarship committee. Your support will ease the financial burden of those in need so that they may participate in quality meetings and promote a balanced growth of our field across different regions.

For International Donator
Bank Name: KEB Hana Bank
Account No.: 576-910004-30032
Swift Code: HNBKRSSE

For Domestic Donator
Bank Name: KEB Hana Bank
Account No.: 576-910013-92905

* Notice: Awards Ceremony for Best Oral & Poster Presentation, Travel Grant and SGI Edelweiss Scholarship will be held in the Closing Ceremony (October 12, 18:00-18:15)

Social Program

Opening Ceremony

Room A	October 11 (Fri.), 10:20 - 10:30
--------	----------------------------------

Luncheon Symposium 1, 2

Room A	October 11 (Fri.), 12:30 - 13:20
	October 12 (Sat.), 12:30 - 13:00

Dinner Symposium & Welcome Reception

Sapphire Ballroom	October 11 (Fri.), 18:00 - 20:00
-------------------	----------------------------------

This program is open to registered participants. It will be a great opportunity for the participants to enjoy a pleasant evening and excellent dinner, and make new friends!

Closing & Awards Ceremony

Room A	October 12 (Sat.), 18:00 - 18:15
--------	----------------------------------

Invited Faculties

Eduardo J. Houghton	University of Buenos Aires	Argentina
Mariano E. Giménez	University of Buenos Aires	Argentina
Jiaywei Tsauo	Chinese Academy of Medical Sciences and Beijing Union Medical College	China
Hany Shehab	Cairo University	Egypt
Philip WY Chiu	The Chinese University of Hong Kong	Hong Kong
Sundeeep Lakhtakia	Asian Institute of Gastroenterology	India
D. Nageshwar Reddy	Asian Institute of Gastroenterology	India
Toshiyuki Irie	Mito Kyodo General Hospital	Japan
Hiroyuki Isayama	Juntendo University	Japan
Hideki Iwamoto	Kurume University	Japan
Hitomi Minami	Nagasaki University	Japan
Yosuke Seki	Yotsuya Medical Cube	Japan
Shunsuke Sugawara	National Cancer Center	Japan
Shinsaku Yata	Tottori University	Japan
Jose Armengol-Miró	W.I.D.E.R Barcelona	Spain
Wen-Chieh Wu	National Yang-Ming University	Taiwan
Peter D. Siersema	Radboud University Medical Center	The Netherlands
Alan Li	University of Manchester	UK
Derek W. Edwards	The Christie Hospital, Manchester	UK
Harry Kaltsidis	Manchester University NHS Foundation Trust	UK
Hans-Ulrich Laasch	The Christie Hospital, Manchester	UK
Pavan Najran	The Christie Hospital, Manchester	UK
Raman Uberoi	John Radcliffe Hospital	UK
Todd H. Baron	University of North Carolina	USA
Kenneth F. Binmoeller	California Pacific Medical Center	USA
Michael Gluck	Virginia Mason Medical Center	USA
Joo Ha Hwang	Stanford University Hospital	USA
Sungk Jang	Cleveland Clinic	USA
Krishna Kandarpa	National Institute of Biomedical Imaging and Bioengineering	USA
Charles Y. Kim	Duke University	USA
Dong-Hyun Kim	Northwestern University	USA
Richard A. Kozarek	Virginia Mason Medical Center	USA
Edward W. Lee	UCLA Medical Center	USA
Jeffrey H. Lee	MD Anderson Cancer Center	USA
Jorge E. Lopera	UT Health Science Center	USA
Parvez S. Mantry	The Liver Institute at Methodist Dallas Medical Center	USA
Raj J. Shah	University of Colorado Hospital	USA
Eun Ji Shin	Johns Hopkins University	USA
Christopher C. Thompson	Harvard Medical School	USA
Amy Tyberg	Rutgers Robert Wood Johnson University Hospital	USA
Ji Yong Ahn	University of Ulsan	Korea
Seungmin Bang	Yonsei University	Korea
Jeong-Sik Byeon	University of Ulsan	Korea
Jae Hee Cho	Gachon University	Korea
KyuJin Cho	Seoul National University	Korea
Sung Ki Cho	Sungkyunkwan University	Korea

Kee Don Choi	University of Ulsan	Korea
Sung Il Choi	Kyung Hee University	Korea
Hojong Chun	The Catholic University of Korea	Korea
Jaeyoung Chun	Yonsei University	Korea
Kwangsik Chun	Chungnam National University	Korea
Hyunsoo Chung	Seoul National University	Korea
Dong Il Gwon	University of Ulsan	Korea
Gunn Huh	Seoul National University	Korea
Jong Jin Hyun	Korea University	Korea
Chi-Young Jeong	Gyeongsang National University	Korea
Hwoon-Yong Jung	University of Ulsan	Korea
Kee Wook Jung	University of Ulsan	Korea
Chang Moo Kang	Yonsei University	Korea
Chang Won Kim	Pusan National University	Korea
Do Hoon Kim	University of Ulsan	Korea
Do Young Kim	Yonsei University	Korea
Gyoung Min Kim	Yonsei University	Korea
Hee Cheol Kim	Sungkyunkwan University	Korea
Jin Hong Kim	Ajou University	Korea
Jin Hyoung Kim	University of Ulsan	Korea
Jin-Jo Kim	The Catholic University of Korea	Korea
Jong Won Kim	Chung Ang University	Korea
Seong-Hun Kim	Chonbuk National University	Korea
Sun Young Kim	University of Ulsan	Korea
Yoon Hwan Kim	Korea University	Korea
Seong-Ho Kong	Seoul National University	Korea
DongKi Lee	Yonsei University	Korea
Huisong Lee	Ewha Womans University	Korea
Hyun Jung Lee	Seoul National University	Korea
Jae Hoon Lee	University of Ulsan	Korea
Jun Suh Lee	Seoul National University	Korea
Min Woo Lee	Sungkyunkwan University	Korea
Sang Soo Lee	University of Ulsan	Korea
Sang Hyub Lee	Seoul National University	Korea
Yun Nah Lee	SoonChunHyang University	Korea
Jong Ho Moon	SoonChunHyang University	Korea
Jin-hong Park	University of Ulsan	Korea
Jun Seok Park	Kyungbook National University	Korea
Baek-Yeol Ryoo	University of Ulsan	Korea
Ji Kon Ryu	Seoul National University	Korea
Ho-Young Song	University of Ulsan	Korea
Tae Joon Song	University of Ulsan	Korea
Min Jae Yang	Ajou University	Korea
Changhoon Yoo	University of Ulsan	Korea
Sunghwan Yoo	Yonsei University	Korea
Hyun-Ki Yoon	University of Ulsan	Korea
Seung Bae Yoon	The Catholic University of Korea	Korea

Scientific Program

DAY 1_Friday, October 11, 2019

Room A

08:00-09:10	Session 1. Controversies on the Biliary Drainage for Perihilar Cholangiocarcinoma	
	<i>Jeffrey H. Lee (MD Anderson Cancer Center, USA), Mariano E. Gimenez (University of Buenos Aires, Argentina)</i>	
08:00-08:10	Case presentation	Seung Bae Yoon (The Catholic University of Korea, Korea)
08:10-08:25	Is biliary drainage necessary for perihilar cholangiocarcinoma before surgery: Surgeon's view	Mariano E. Gimenez (University of Buenos Aires, Argentina)
08:25-08:40	I prefer percutaneous drainage for perihilar cholangiocarcinoma before surgery	Hans-Ulrich Laasch (The Christie, Manchester, UK)
08:40-08:55	I prefer endoscopic drainage for perihilar cholangiocarcinoma before surgery	Peter D. Siersema (Radboud University Medical Center, The Netherlands)
08:55-09:10	Discussions on cases	
09:10-10:20	Session 3. Recent Advances in EUS and EUS-guided Interventions	
	<i>Amy Tyberg (Rutgers Robert Wood Johnson University Hospital, USA), Jong Ho Moon (SoonChunHyang University, Korea)</i>	
09:10-09:25	New devices for use with EUS (EUS needles, confocal laser endomicroscopy probe, microforceps etc.)	Eun Ji Shin (Johns Hopkins University, USA)
09:25-09:40	Choosing optimal metal stents for EUS-guided interventions	Sunguk Jang (Cleveland Clinic, USA)
09:40-09:55	New EUS-guided intervention techniques	Amy Tyberg (Rutgers Robert Wood Johnson University Hospital, USA)
09:55-10:10	EUS-guided vascular interventions	Kenneth F. Binmoeller (California Pacific Medical Center, USA)
10:10-10:20	Discussion	
10:20-10:30	Opening Ceremony	
10:30-11:00	Coffee Break	
11:00-12:20	Live Demonstration 1. (Hyderabad, India)	
	<i>D. Nageshwar Reddy (Asian Institute of Gastroenterology, India), Hitomi Minami (Nagasaki University, Japan), Ji Kon Ryu (Seoul National University, Korea)</i>	
11:00-12:20	Asian Institute of Gastroenterology	
12:30-13:20	Luncheon Symposium 1	
	<i>Yun Hwan Kim (Korea University, Korea)</i>	
12:30-12:55	Optimising loco-regional therapies in HCC	Parvez S. Mantry (The Liver Institute at Methodist Dallas Medical Center, USA)
12:55-13:20	SIRT experience in Korea	Gyoung Min Kim (Yonsei University, Korea)
13:20-13:30	Break	

Scientific Program

13:30-14:50	Session 6. Optimal Diagnosis and Treatment of Pancreatic Cysts: When Can We Stop the Surveillance?	
	<i>Jeffrey H. Lee (MD Anderson Cancer Center, USA), Ji Kon Ryu (Seoul National University, Korea)</i>	
13:30-13:40	Case presentation	Seong-Hun Kim (Chonbuk National University, Korea)
13:40-14:00	Pancreatic cystic neoplasms: What is new in 2019?	Jeffrey H. Lee (MD Anderson Cancer Center, USA)
14:00-14:20	Endoscopic strategy for managing pancreatic cysts	Sang Hyub Lee (Seoul National University, Korea)
14:20-14:40	Minimally invasive surgery for pancreatic cysts	Chang Moo Kang (Yonsei University, Korea)
14:40-14:50	Discussions on cases	
14:50-15:20	Coffee Break	
15:20-16:40	Session 8. Management of Malignant Duodenobiliary Obstruction	
	<i>Hiroyuki Isayama (Juntendo University, Japan), Sundeep Lakhtakia (Asian Institute of Gastroenterology, India)</i>	
15:20-15:30	Case presentations	Jong Jin Hyun (Korea University, Korea)
15:30-15:45	Endoscopic management: Transpapillary approach	Yun Nah Lee (SoonChunHyang University, Korea)
15:45-16:00	Endoscopic management: EUS-guided approach	Hiroyuki Isayama (Juntendo University, Japan)
16:00-16:15	Management of malignant duodenobiliary obstruction: Interventional radiological management?	Raman Uberoi (John Radcliffe Hospital, UK)
16:15-16:30	Surgical management of malignant duodenobiliary obstruction	Kwangsik Chun (Chungnam National University, Korea)
16:30-16:40	Discussions on cases	
16:40-18:00	Live Demonstration 2. (Barcelona, Spain)	
	<i>Jose Armengol-Miro (W.I.D.E.R Barcelona, Spain), Christopher C. Thompson (Harvard Medical School, USA), Jong Ho Moon (SoonChunHyang University, Korea)</i>	
16:40-18:00	W.I.D.E.R Barcelona	
18:00-18:30	Dinner Symposium (Sapphire Ballroom)	
	<i>DongKi Lee (Yonsei University, Korea)</i>	
18:00-18:15	LAMS: From concept to reality	Kenneth F. Binmoeller (California Pacific Medical Center, USA)
18:15-18:30	Novel LAMS from Asia	Jong Ho Moon (SoonChunHyang University, Korea)

Room C

08:00-09:10	Session 2. Recent Update on the Management of Gastroenteropancreatic Neuroendocrine Tumors	
	<i>Sunguk Jang (Cleveland Clinic, USA), Baek-Yeol Ryoo (University of Ulsan, Korea)</i>	
08:00-08:15	Endoscopic treatment for gastric NETs: Indication and outcome	Sunguk Jang (Cleveland Clinic, USA)
08:15-08:30	Endoscopic resection of rectal neuroendocrine tumors: When and how?	Joo Ha Hwang (Stanford University Hospital, USA)
08:30-08:45	Endoscopic local treatment for pancreatic NETs	Sundeep Lakhtakia (Asian Institute of Gastroenterology, India)
08:45-09:00	How to treat unresectable NETs: Oncologist's experience	Changhoon Yoo (University of Ulsan, Korea)
09:00-09:10	Discussion	
09:10-10:20	Session 4. Tips to Overcome Hurdles of Refractory GI Bleeding in Clinical Practice	
	<i>Richard A. Kozarek (Virginia Mason Medical Center, USA), Raman Uberoi (John Radcliffe Hospital, UK)</i>	
09:10-09:25	How to localize the overt obscure GI bleeding: Integration of diagnostic tools	Jaeyoung Chun (Yonsei University, Korea)
09:25-09:40	Endoscopic management of bleeding after gastrectomy for gastric tumor	Ji Yong Ahn (University of Ulsan, Korea)
09:40-09:55	How can the interventional radiologist solve dilemmas in GI bleeding?	Raman Uberoi (John Radcliffe Hospital, UK)
09:55-10:10	Troubleshooters for refractory GI bleeding: New devices and technology	Richard A. Kozarek (Virginia Mason Medical Center, USA)
10:10-10:20	Discussion	
10:20-10:30	Opening Ceremony (Room A)	
10:30-11:00	Coffee Break	
11:00-12:20	Session 5. Special Session: Translational Research	
	<i>Richard A. Kozarek (Virginia Mason Medical Center, USA), Ho-Young Song (University of Ulsan, Korea)</i>	
11:00-11:08	Translational research on obesity treatment devices	Hwoon-Yong Jung (University of Ulsan, Korea)
11:08-11:16	The conformability factor can explain the required stiffness of tubes and guidewires for the gastrointestinal tract?	Kyu-Jin Cho (Seoul National University, Korea)
11:16-11:24	Nano-functionalized stents for the suppression of stent induced tissue hyperplasia	Dong-Hyun Kim (Northwestern University, USA)
11:24-11:32	Biodegradable bilio-pancreatic stenting: Current status and future trends	Harry Kaltsidis (Manchester University NHS Foundation Trust, UK)
11:32-11:40	Translational research on eustachian tube dysfunction	Ho-Young Song (University of Ulsan, Korea)

Scientific Program

11:40-11:48	What NIBIB can offer IR translational research (National Institute of Biomedical Imaging and Bioengineering, USA)	Krishna Kandarpa
11:48-12:20	Discussion	
	<ul style="list-style-type: none"> - Hans-Ulrich Laasch (The Christie, UK) - DongKi Lee (Yonsei University, Korea) - Hany Shehab (Cairo University, Egypt) - Eduardo J. Houghton (University of Buenos Aires, Argentina) - Jiaywei Tsao (Chinese Academy of Medical Sciences and Beijing Union Medical College, China) - Kenneth F. Binmoeller (California Pacific Medical Center, USA) - Charles Y. Kim (Duke University, USA) - Jorge E. Lopera (UT Health Science Center, USA) 	
13:30-14:50	Session 7. Recent Update of IR Therapy for Portal Hypertension	
	<i>Todd H. Baron (University of North Carolina, USA), Jorge E. Lopera (UT Health Science Center, USA)</i>	
13:30-13:50	Recent update of TIPS	Edward W. Lee (UCLA Medical Center, USA)
13:50-14:10	TIPS alternatives	Jorge E. Lopera (UT Health Science Center, USA)
14:10-14:30	Recent update of BRTO	Sung Ki Cho (Sungkyunkwan University, Korea)
14:30-14:50	For successful PARTO	Shinsaku Yata (Tottori University, Japan)
14:50-15:20	Coffee Break	
15:20-16:40	Session 9. Cutting Edge of the Management for Colonic Obstruction	
	<i>Peter D. Siersema (Radboud University Medical Center, The Netherlands), Jeong-Sik Byeon (University of Ulsan, Korea)</i>	
15:20-15:40	Benign colorectal stricture: Ballooning vs. stenting (Radboud University Medical Center, The Netherlands)	Peter D. Siersema
15:40-16:00	Bridge-to-surgery stenting for resectable CRC: Oncologically safe?	Jeong-Sik Byeon (University of Ulsan, Korea)
16:00-16:20	Safety issues of palliative stenting for CRC in the target agent era	Hyun Jung Lee (Seoul National University, Korea)
16:20-16:40	Tips for successful stenting in the difficult cases	Todd H. Baron (University of North Carolina, USA)
16:40-18:00	Session 10. Cutting Edge of Myotomy in GI Tract	
	<i>Philip WY Chiu (The Chinese University of Hong Kong, Hong Kong), Joo Ha Hwang (Stanford University Hospital, USA)</i>	
16:40-16:50	Functional study for upper gastrointestinal obstruction	Kee Wook Jung (University of Ulsan, Korea)
16:50-17:00	Case presentation 1: Achalasia with sigmoidization	Do Hoon Kim (University of Ulsan, Korea)
17:00-17:10	Per oral endoscopic myotomy vs heller myotomy	Philip WY Chiu (The Chinese University of Hong Kong, Hong Kong)

17:10-17:20	Therapeutic strategies for Achalasia with sigmoidization	Hitomi Minami (Nagasaki University, Japan)
17:20-17:25	Wrap up of case	Do Hoon Kim (University of Ulsan, Korea)
17:25-17:35	Case presentation 2: Gastroparesis	Hyunsoo Chung (Seoul National University, Korea)
17:35-17:55	Gastroparesis: Etiology and therapeutic strategies	Joo Ha Hwang (Stanford University Hospital, USA)
17:55-18:00	Wrap up of case	Hyunsoo Chung (Seoul National University, Korea)

Meeting Room A

09:00-10:10	Video Session 1. Endoscopy & percutaneous intervention	
	<i>Edward W. Lee (UCLA Medical Center, USA), Jae Hee Cho (Gachon University, Korea)</i>	
09:00-09:14	IR for complicated case	Shunsuke Sugawara (National Cancer Center, Japan)
09:14-09:28	Intra-arterial hepatic therapies, TACE, SIRT and embolization. Radial access GI vascular intervention	Pavan Najran (The Christie Hospital Foundation Trust, UK)
09:28-09:42	A case of successful endoscopic removal of an inwardly migrated lumen-apposing metal stent after cysto-gastrostomy for pancreatic pseudocyst	Gunn Huh (Seoul National University, Korea)
09:42-09:56	Magnetic compression anastomosis with modification for resolving refractory bile duct stenosis	Sunghwan Yoo (Yonsei University, Korea)
09:56-10:00	EUS-guided hepaticogastrostomy under the guidance of a percutaneous balloon catheter	Min Jae Yang (Ajou University, Korea)
15:20-17:00	Video Session 2. Do you imagine the operation like this? - Biliary & Pancreatic / Upper GI / Colorectal Surgery	
	<i>Eduardo J. Houghton (University of Buenos Aires, Argentina), Chang Moo Kang (Yonsei University, Korea)</i>	
15:20-15:40	Laparoscopic and Robotic Pancreaticoduodenectomy	Jae Hoon Lee (University of Ulsan, Korea)
15:40-16:00	Minimally invasive choledochal cyst excision	Chi-Young Jeong (Gyeongsang National University, Korea)
16:00-16:20	Update in minimally invasive and functional UGI surgery	Jong Won Kim (Chung-Ang University, Korea)
16:20-16:40	Update in minimally invasive surgery in colorectal diseases	Jun Seok Park (Kyungpook National University, Korea)
16:40-17:00	Dicussion	

Scientific Program

DAY 2_Saturday, October 12, 2019

Room A

08:00-09:20	Live Demonstration 3. (Seattle, USA)	
	<i>Richard A. Kozarek (Virginia Mason Medical Center, USA), Mariano E. Gimenez (University of Buenos Aires, Argentina), Michael Gluck (Virginia Mason Medical Center, USA)</i>	
08:00-09:20	Virginia Mason Medical Center	
09:20-09:50	Coffee Break	
09:50-11:10	Session 11. Multidisciplinary Approach for Complicated Walled-off Necrosis: When and How?	
	<i>Michael Gluck (Virginia Mason Medical Center, USA), Eduardo J. Houghton (University of Buenos Aires, Argentina)</i>	
09:50-10:00	Case presentation	Jae Hee Cho (Gachon University, Korea)
10:00-10:20	Endoscopic step-up approach for complicated walled-off necrosis	Todd H. Baron (University of North Carolina, USA)
10:20-10:40	Dual modality drainage for walled-off necrosis: It's history-how it is done and when to do it	Michael Gluck (Virginia Mason Medical Center, USA)
10:40-11:00	Minimally invasive surgery for complicated walled-off necrosis	Eduardo J. Houghton (University of Buenos Aires, Argentina)
11:00-11:10	Discussions on cases	
11:10-12:30	Session 13. Multidisciplinary Local Ablative Therapy for Unresectable Pancreatobiliary Malignancies	
	<i>Raj J. Shah (University of Colorado, USA), DongKi Lee (Yonsei University, Korea)</i>	
11:10-11:30	Recent updates on SBRT in pancreatobiliary malignancies	Jin-hong Park (University of Ulsan, Korea)
11:30-11:50	New endoscopic techniques for safe SBRT	Eun Ji Shin (Johns Hopkins University, USA)
11:50-12:10	Radiofrequency ablation (RFA) in locally advanced pancreatobiliary malignancies	Raj J. Shah (University of Colorado, USA)
12:10-12:30	Irreversible electroporation (IRE) in locally advanced pancreatobiliary malignancies	Seungmin Bang (Yonsei University, Korea)
12:30-13:00	Luncheon Symposium 2	
	<i>Hwoon-Yong Jung (University of Ulsan, Korea)</i>	
12:30-13:00	A New Beginning of GERD Treatment : A New class of Fast and Strong Drugs, P-CA	Kee Don Choi (University of Ulsan, Korea)
13:00-13:30	Break	
13:30-14:50	Session 15. Management of Postsurgical Complications in Pancreatobiliary Disease: Who Do You Call?	
	<i>Dong Il Gwon (University of Ulsan, Korea) , Tae Joon Song (University of Ulsan, Korea)</i>	
13:30-13:40	Case presentations (Biliary and pancreas complications)	Huisong Lee (Ewha Womans University, Korea)

13:40-14:00	Postoperative complications in biliary and pancreatic surgery	Jun Suh Lee (Seoul National University, Korea)
14:00-14:20	Endoscopic approaches for postoperative complications	Sundee Lakhtakia (Asian Institute of Gastroenterology, India)
14:20-14:40	Interventional radiologic approaches for postoperative complications	Chang Won Kim (Pusan National University, Korea)
14:40-14:50	Discussions on cases	
14:50-15:20	Coffee Break	
15:20-16:40	Live Demonstration 4. (Seoul, Korea)	
	<i>Philip WY Chiu (The Chinese University of Hong Kong, Hong Kong), Hiroyuki Isayama (Juntendo University, Japan), Hyun-Ki Yoon (University of Ulsan, Korea)</i>	
15:20-16:40	Asan Medical Center	
16:40-18:00	Session 18. Multidisciplinary Approach to Successful Management of Biliary Diseases in Patients with Surgically Altered Anatomy	
	<i>Jin Hong Kim (Ajou University, Korea), Amy Tyberg (Rutgers Robert Wood Johnson University Hospital, USA)</i>	
16:40-16:50	Case presentation	Min Jae Yang (Ajou University, Korea)
16:50-17:05	Introduction of surgically altered anatomy after upper-GI surgery	Seong-Ho Kong (Seoul National University, Korea)
17:05-17:20	Transpapillary approach	Raj J. Shah (University of Colorado, USA)
17:20-17:35	EUS guided biliary drainage for patients with altered anatomy	Amy Tyberg (Rutgers Robert Wood Johnson University Hospital, USA)
17:35-17:50	Management of biliary diseases in patients with surgically altered anatomy: Percutaneous approach	Eduardo J. Houghton (University of Buenos Aires, Argentina)
17:50-18:00	Discussions on cases	
18:00-18:15	Closing & Awards Ceremony	

Room C

08:00-09:20	Plenary Free Paper	
	<i>Hwoon-Yong Jung (University of Ulsan, Korea), Krishna Kandarpa (National Institute of Biomedical Imaging and Bioengineering, USA)</i>	
08:00-08:10	Percutaneous insertion of biliary metallic stent in patients with malignant duodenobiliary obstruction: outcomes and factors influencing biliary stent patency	Chan Park (University of Ulsan, Korea)
08:10-08:20	Use of the Chait Trapdoor catheter for repeat retrograde transjejunal access in complex biliary stenoses, preliminary experience	Jorge E. Lopera (UT Health San Antonio, USA)
08:20-08:30	Hydro-dissection assisted puncture of an esophageal balloon for percutaneous transesophageal gastrostomy	Ji Hoon Shin (University of Ulsan, Korea)

Scientific Program

08:30-08:40	Novel hemostatic adhesive powder for nonvariceal upper gastrointestinal bleeding	Ha Won Hwang (Inha University, Korea)
08:40-08:50	Innovation of EUS-guided transmural drainage using a novel self-expending metal stent	Sang Hyub Lee (Seoul National University, Korea)
08:50-09:00	Clinical utility of endoscopy ultrasound elastography for the diagnosis of chronic pancreatitis	Miquel Masachs-Peracaula (Vall Hebron University Hospital, Spain)
09:00-09:10	Bouveret syndrome: A single-center experience in ten years and practice tips on endoscopic management	Pak Long Cheung (Tuen Mun Hospital, Hong Kong)
09:10-09:20	Comparison of the effectiveness and safety of lumen-apposing metal stent and antimigrating tubular self-expandable metal stent for endoscopic ultrasound-guided gallbladder drainage in high surgical risk patients with acute cholecystitis	Sung Hyun Cho (University of Ulsan, Korea)
09:20-09:50	Coffee Break	
09:50-11:05	Session 12. Multidisciplinary Approach to Refractory GERD	
Joon Seong Lee (Soonchunhyang University, Korea), Alan Li (University of Manchester, UK)		
09:50-10:00	Case presentation including discussion	Hwoon-Yong Jung (University of Ulsan, Korea)
10:00-10:10	Endoscopic treatment for reflux hypersensitivity	Wen-Chieh Wu (Yuan Sheng Hospital, Taiwan)
10:10-10:20	Novel endoscopic approach to PPI-refractory GERD, anti-reflux mucosal ablation	Hitomi Minami (Nagasaki University, Japan)
10:20-10:30	Laparoscopic fundoplication: Good and bad facet	Jin-Jo Kim (The Catholic University of Korea, Korea)
10:30-10:40	Revision and Re-do anti-reflux surgery	Alan Li (University of Manchester, UK)
10:40-10:50	Case wrap-up and discussion	
10:50-11:05	Development of therapeutic algorithm	Hwoon-Yong Jung (University of Ulsan, Korea)
11:10-12:25	Session 14. Recent Update of Treatment for Advanced HCC (BCLC C stage)	
Charles Y. Kim (Duke University, USA), Hyun-Ki Yoon (University of Ulsan, Korea)		
11:10-11:25	Recent Update of conventional TACE for Advanced HCC	Jin Hyoung Kim (University of Ulsan, Korea)
11:25-11:40	TAE and DEB-TACE	Charles Y. Kim (Duke University, USA)
11:40-11:55	TARE	Hojong Chun (The Catholic University of Korea, Korea)
11:55-12:10	Factors impacting survival after TARE	Parvez S. Mantry (The Liver Institute at Methodist Dallas Medical Center, USA)
12:10-12:25	Sorafenib or other molecular therapy	Do Young Kim (Yonsei University, Korea)

13:30-14:50	Session 16. Bariatric and Metabolic Therapies: New and Emerging Technologies	
Christopher C. Thompson (Harvard Medical School, USA), Alan Li (University of Manchester, UK)		
13:30-13:45	Collaboration in metabolic and bariatric team	Yosuke Seki (Yotsuya Medical Cube, Japan)
13:45-14:00	Bariatric Therapies: The role of Interventional Radiology	Charles Y. Kim (Duke University, USA)
14:00-14:15	Bariatric endoscopy	Christopher C. Thompson (Harvard Medical School, USA)
14:15-14:30	Surgeon for morbid obesity	Sung Il Choi (Kyung Hee University, Korea)
14:30-14:50	Endoscopic management of bariatric surgery complications	Hany Shehab (Cairo University, Egypt)
14:50-15:20	Coffee Break	
15:20-16:40	Session 17. Therapeutic Intervention for the Colorectal Cancers in Various Situations: Present and Future	
Kenneth F. Binmoeller (California Pacific Medical Center, USA), Hee Cheol Kim (Sungkyunkwan University, Korea)		
15:20-15:35	Tailored endoscopic resection for the early colorectal neoplasia	Kenneth F. Binmoeller (California Pacific Medical Center, USA)
15:35-15:50	Robotic surgery for rectal cancer: Where are we now?	Hee Cheol Kim (Sungkyunkwan University, Korea)
15:50-16:05	Local ablation therapy for hepatic metastasis of CRC: Tips and pitfalls	Min Woo Lee (Sungkyunkwan University, Korea)
16:05-16:20	Surgery vs. stenting for stage IV CRC with impending obstruction: Oncologist's viewpoint	Sun Young Kim (University of Ulsan, Korea)
16:20-16:35	Future direction of therapeutic intervention for CRC: potential role of nanotechnology	Dong-Hyun Kim (Northwestern University, USA)
16:35-16:40	Discussion	
16:40-17:50	Session 19. New Way of TACE, Balloon TACE	
Ho Jong Chun (The Catholic University of Korea, Korea), Dong Il Gwon (University of Ulsan, Korea)		
16:40-17:00	Background in development of super-selective lipiodol B-TACE	Toshiyuki Irie (Mito Kyodo General Hospital, Japan)
17:00-17:20	B-TACE technique without lipiodol for nodules adjacent to Glisson sheath and large nodules: Repeated alternate infusion of cisplatin solution and sparse gelatin slurry under balloon occlusion (RAIB-TACE)	Toshiyuki Irie (Mito Kyodo General Hospital, Japan)
17:20-17:50	Clinical usefulness of balloon-occluded transcatheter arterial chemoembolization in treatment of hepatocellular carcinoma	Hideki Iwamoto (Kurume University, Japan)

Poster Exhibition

- P-001** Percutaneous stent placement for malignant hilar biliary obstruction: Side-by-side versus stent-in-stent technique
Wei-Zhong Zhou, Hai-Bin Shi, Sheng Liu, Zheng-Qiang Yang (China)
- P-002** Percutaneous transpapillary placement of biliary metallic stent in patients with malignant extrahepatic biliary obstruction: Outcomes of double bare stent versus PTFE-covered stent
Joonho Hur, Dong Il Gwon, Jin Hyoung Kim, Hyun-Ki Yoon, Heung-Kyu Ko, Gi-Young Ko, Ji Hoon Shin, Kyu-Bo Sung (Korea)
- P-003** Morbidity and mortality in patients treated with percutaneous transhepatic cholangiography (PTC) at a district general hospital
Andrew Shawyer, John Oakes, Chris Watts, David Beckett, Clare Bent (UK)
- P-004** TIPSS can be delivered safely and effectively to patients aged over 65 in a large District Hospital setting
Drew Maclean, Andrew Shawyer, Matt Stammers, Jawad Azhar, Earl Williams, Safa Al-Shamma, Clare Bent (UK)
- P-005** Percutaneous drainage for afferent limb syndrome via the blind end of the jejunal limb after biliary reconstruction
Yozo Sato, Yoshitaka Inaba, Shinichi Murata, Takaaki Hasegawa, Shohei Chatani, Yasuhiro Shimizu, Kazuo Hara (Japan)
- P-006** Embolization of ruptured giant splenic artery pseudoaneurysm: A case report
Kinley Sangay Dorji, Kittipitch Bannangkoon (Thailand)
- P-007** Best response during repeated chemoembolization is the most significant predictor of survival in hepatocellular carcinoma
Chan Park, Hee Ho Chu, Jin Hyoung Kim, So Yeon Kim, Dong Il Gwon, Hyun-Ki Yoon (Korea)
- P-008** Preventing major haemorrhage in high risk percutaneous biopsy through application of track embolisation
Alexander Oh, Damian Mullan, Pavan Najran, Derek W. Edwards, Hans-Ulrich Laasch (UK)
- P-009** Ag nanofunctionalized self-expandable metallic stent suppresses biliary sludge and stent-induced tissue hyperplasia in rabbit extrahepatic bile duct
Jung-Hoon Park, Seung Ok Lee, Ho-Young Song, Kun Yung Kim, Seong Hun Kim (Korea)
- P-010** Photothermal-mediated local heating using branched gold nanoparticle-coated stent to suppress stent-induced tissue hyperplasia in the rat gastric outlet
Min Tae Kim, Jung-Hoon Park, Ho-Young Song (Korea)
- P-011** Percutaneous trans-splenic microballoon-occluded antegrade variceal obliteration
Dong Jae Shim, Jong Hyun Byeon (Korea)
- P-012** Cerebral lacunar syndrome caused by renal cell carcinoma with extension of tumor thrombus
Dian Komaladewi, Leni Santiana, Freedy Laisto Panusunan Tambunan, Rezza Mochamad (Indonesia)

- P-013** Percutaneous transhepatic biliary stenting for malignant biliary obstruction using self-expanding metal stents (SEMS)
Fredy Laisto Panusunan Tambunan, Rezza Mochamad, Eppy Buchory (Indonesia)
- P-014** Treatment of biliocystic fistula occurred after hydatid cyst operation by microwave ablation: A case report
Zafer Unsal Coskun, Bulent Gulec (Turkey)
- P-015** Embolization of pseudoaneurysm following EUS-guided cystogastrostomy: A report of two cases
Jin Young Kim, Ji Hoon Shin (Korea)
- P-016** A novel full sense device to treat obesity in a porcine model: Preliminary results
Nader Bakheet, Jung-Hoon Park, Hee Kyong Na, Jae Yong Jeon, Sung Hwan Yoon, Kun Yung Kim, Wang Zhe, Do Hoon Kim, Hwoon-Yong Jung, Ho-Young Song (Korea)
- P-017** Development of a large insulated scissors-type knife for gastric endoscopic submucosal dissection
Makoto Kobayashi (Japan)
- P-018** Clinical outcomes of percutaneous endoscopic gastrostomy in the surgical intensive care unit
Gyu Young Pih, Hee Kyong Na, Suk-Kyung Hong, Ji Yong Ahn, Jeong Hoon Lee, Kee Wook Jung, Do Hoon Kim, Kee Don Choi, Ho June Song, Gin Hyug Lee, Hwoon-Yong Jung (Korea)
- P-019** Efficacy and safety of endoscopic treatment in the management of upper gastrointestinal stromal tumor
Cicilia Marcella, Shakeel Sarwar, Hui Ye, Rui Hua Shi (China)
- P-020** Acute esophageal necrosis (Gurvits syndrome) in a 78-year-old male Filipino patient: A case report
Ma. Charisse Menchavez, Karen Batocoy (Philippines)
- P-021** Effect of influenza vaccination against adverse outcomes for patients admitted to digestive cancer hospitalization: A nationwide study
Chien-Chang Liao, Ta-Liang Chen (Taiwan)
- P-022** Ambient air pollution in gastrointestinal endoscopy unit
Chang Seok Bang, Young Joo Yang, Gwang Ho Baik (Korea)
- P-023** CT-guided microwave ablation for early stage liver tumors
Bin Liu, Yuliang Li (China)
- P-024** Efficacy and safety of side-by-side simultaneous bilateral placement of braided-type metal stents using 6F-introducer for unresectable malignant hilar bile duct obstruction: A retrospective feasibility study
Boram Cha, Seok Jeong, Jin-Seok Park, Jae Hee Cho (Korea)
- P-025** A novel method of biopsy approach for indeterminate pancreaticobiliary stricture: Tube-assisted biopsy
Sung Woo Koo, Sang Soo Lee, Hoonsub So, Jun Seong Hwang, Tae Jun Song, Do Hyun Park, Dong Wan Seo, Sung Koo Lee, Myung-Hwan Kim (Korea)

Poster Exhibition

- P-026** A short length stent with an anti-migration design is useful for the treatment of high-level biliary anastomotic stricture after a biliary operation
Sung Ill Jang, Sunghwan Yoo, Kwang-Hun Lee, Seung-Moon Joo, Dong Ki Lee (Korea)
- P-027** Feasibility and safety of endoluminal radiofrequency ablation as a rescue treatment for metal stents obstruction due to tumor ingrowth in hilum: A pilot study
Hoonsub So, Tae Jun Song, Sung Woo Ko, Junseong Hwang, Dongwook Oh, Do Hyun Park, Sang Soo Lee, Dong-Wan Seo, Sung Koo Lee, Myung-Hwan Kim (Korea)
- P-028** Application of in-stent radiofrequency ablation for the reopening of occluded biliary metal stents
Eui Joo Kim, Yeon Suk Kim, Jae Hee Cho (Korea)
- P-029** Resistive index of renal artery for predicting esophageal varices and its bleeding risk in cirrhotic patients
Samy Zaky, Waleed M. Mousa, Abdullah H Ahmed, Mahmoud H. Abd-Elfadeel (Egypt)
- P-030** The safety and efficacy of a large-bore full covered biliary metallic stent in malignant biliary obstruction
Sung Ill Jang, Yonsoo Kim, Sunghwan Yoo, Dong Ki Lee (Korea)
- P-031** Pyloric ring obstruction caused by flange of lumen apposing metal stent in EUS-guided gallbladder drainage
Seung Young Seo, Chang Hun Lee, In Hee Kim, Sang Wook Kim, Seung Ok Lee, Soo Teik Lee, Seong-Hun Kim (Korea)
- P-032** Risk of major atherosclerotic cardiovascular disease in patients with pancreatitis: A retrospective cohort study based on large database
Yi-Chun Chou, Chien-Chang Liao, Ta-Liang Chen (Taiwan)
- P-033** Laparoscopic hiatus hernia repair in 24 years old female without advanced cutting devices
Muhammad Zakria (Pakistan)

E-Poster Oral Presentation Schedule

Schedule	Poster No.	Abstract Title	Presenting Name
10:30-10:36, Oct. 11	P-001	Percutaneous stent placement for malignant hilar biliary obstruction: Side-by-side versus stent-in-stent technique	<i>Wei-Zhong Zhou (China)</i>
10:36-10:42, Oct. 11	P-002	Percutaneous transpapillary placement of biliary metallic stent in patients with malignant extrahepatic biliary obstruction: Outcomes of double bare stent versus PTFE-covered stent	<i>Joonho Hur (Korea)</i>
10:42-10:48, Oct. 11	P-003	Morbidity and mortality in patients treated with percutaneous transhepatic cholangiography (PTC) at a District General Hospital	<i>Clare Bent (UK)</i>
10:48-10:54, Oct. 11	P-005	Percutaneous drainage for afferent limb syndrome via the blind end of the jejunal limb after biliary reconstruction	<i>Yozo Sato (Japan)</i>
14:50-14:56, Oct. 11	P-016	A novel full sense device to treat obesity in a porcine model: Preliminary results	<i>Nader Bakheet (Korea)</i>
14:56-15:02, Oct. 11	P-017	Development of a large insulated scissors-type knife for gastric endoscopic submucosal dissection	<i>Makoto Kobayashi (Japan)</i>
15:02-15:08, Oct. 11	P-018	Clinical outcomes of percutaneous endoscopic gastrostomy in the surgical intensive care unit	<i>Gyu Young Pih (Korea)</i>
15:08-15:14, Oct. 11	P-021	Effect of influenza vaccination against adverse outcomes for patients admitted to digestive cancer hospitalization: A nationwide study	<i>Chien-Chang Liao (Taiwan)</i>
15:14-15:20, Oct. 11	P-022	Ambient air pollution in gastrointestinal endoscopy unit	<i>Chang Seok Bang (Korea)</i>
09:20-09:26, Oct. 12	P-006	Embolization of ruptured giant splenic artery pseudoaneurysm; A case report.	<i>Kinley Dorji (Bhutan)</i>
09:26-09:32, Oct. 12	P-007	Best response during repeated chemoembolization is the most significant predictor of survival in hepatocellular carcinoma	<i>Chan Park (Korea)</i>
09:32-09:38, Oct. 12	P-008	Preventing major haemorrhage in high risk percutaneous biopsy through application of track embolisation	<i>Hans-Ulrich Laasch (UK)</i>

Poster Exhibition

Schedule	Poster No.	Abstract Title	Presenting Name
09:38-09:44, Oct. 12	P-009	Ag nanofunctionalized self-expandable metallic stent suppresses biliary sludge and stent-induced tissue hyperplasia in rabbit extrahepatic bile duct	<i>Jung-Hoon Park (Korea)</i>
14:50-14:56, Oct. 12	P-023	CT-guided microwave ablation for early stage live tumors	<i>Bin Liu (China)</i>
14:56-15:02, Oct. 12	P-024	Efficacy and safety of side-by-side simultaneous bilateral placement of braided-type metal stents using 6F-introducer for unresectable alignant hilar bile duct obstruction: A retrospective feasibility study	<i>Boram Cha (Korea)</i>
15:02-15:08, Oct. 12	P-025	A novel method of biopsy approach for indeterminate pancreaticobiliary stricture: Tube-assisted biopsy	<i>Sung Woo Ko (Korea)</i>
15:08-15:14, Oct. 12	P-026	A short length stent with an anti-migration design is useful for the treatment of high-level biliary anastomotic stricture after a biliary operation	<i>Sung Ill Jang (Korea)</i>
15:14-15:20, Oct. 12	P-027	Feasibility and safety of endoluminal radiofrequency ablation as a rescue treatment for metal stents obstruction due to tumor ingrowth in hilum: A pilot study	<i>Hoonsub So (Korea)</i>

Useful Information

Transportation

Paradise City → Incheon International Airport

- Complimentary shuttle bus between Incheon International Airport and the hotel every 20 minutes.
(05:00 AM – 11:00 PM)

Location	Bus stop (B1)
Minutes for Departure	00 / 20 / 40

- Maglev Train: You can take it at Paradise City Station.

Grand Hyatt Incheon → Incheon International Airport

- Complimentary shuttle bus between Incheon International Airport and the hotel every 30 minutes.
(05:00 AM – 10:00 PM)

Location	West Tower
Minutes for Departure	00 / 30

Grand Hyatt Incheon → Gimpo International Airport

KAL Limousine

If you are going to Gimpo International Airport from the Grand Hyatt Incheon, please take the KAL Limousine. You can buy the KAL Limousine ticket at the front desk of Grand Hyatt Incheon.

Taxi

Regular Taxi	Luxury Taxi
Approximately KRW 40,000	Approximately KRW 50,000

Useful Information



Emergency

Dial 119 for the fire department and medical assistance, and 112 for the police.



Climate

The climate in Seoul in October ranges approximately between 10~23°C degrees. Long pants or shirts is recommended.



Currency

The unit of the Korean currency is the WON (₩). Coin denominations are ₩10, ₩50, ₩100 and ₩500. Banknotes are ₩1,000, ₩5,000, ₩10,000 and ₩50,000. The exchange rate is approximately USD 1 to KRW 1,197 as of October, 2019.



Tipping

Tipping is not customary in Korea. Sometimes, expensive restaurants and luxury hotels may add a service charge of 10%. Thus, you do not necessarily have to prepare for extra charges since they will be included in the bill.



Electricity

Outlets for 220 volts are mostly used in Korea. In order to convert the power into 110 volts, please contact the hotel housekeeping and current transformer will be available.



Telephone Calls

For international calls, first dial the international dialing code (001, 002, or 00700), then the country code, followed by the area code, and then the phone number.

Industrial Exhibition

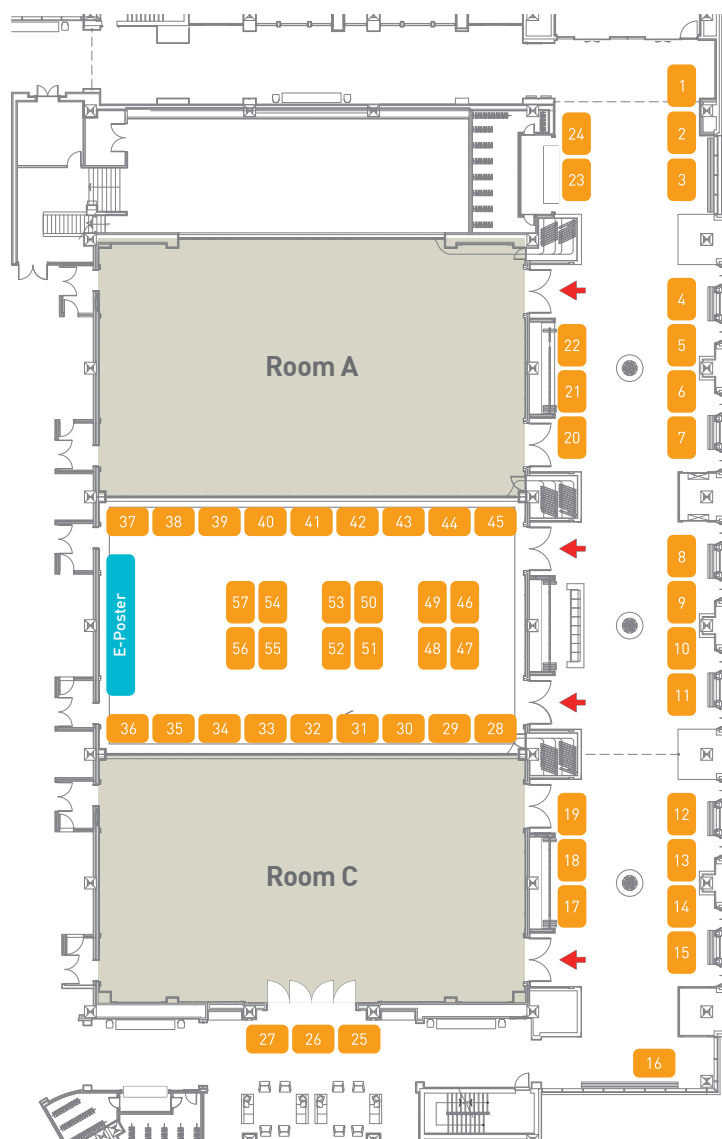
Exhibition Date and Time

October 11 (Fri.) – 12 (Sat.)
08:00 - 18:00

Booth Layout

Room A

1-3	Guerbet Korea
4-7	Central Medical Service Co., Ltd
8-11	Dongkook Lifescience
12-14	Pharmbio Korea
15	YUHAN
16	Cook Medical Korea
17-19	TAEWOONG MEDICAL
20-22	Myungmoon Pharm.
23-24	OLYMPUS KOREA
25	NEXTBIOMEDICAL CO., LTD.
26	JIIN Commerce & Trading Co., Ltd
27	Standard Sci-Tech Inc.
28-29	KOLMAR KOREA
30	Bracco Imaging Korea
31	Eisai Korea
32	KOREA PHARMA
33	GE Healthcare
34	Korea Otsuka Pharmaceutical
35	JEIL PHARMA
36	Chong Kun Dang Pharmaceutical Corp.
37	Dong-A ST
38	Hanmi Pharm Co., Ltd.
39	Boryung Pharm.
40	Merit Medical Korea
41	KyungDong Pharm.
42	Fresenius Kabi
43	Boston Scientific Korea Co., Ltd
44-45	Korea United Pharm.
46-47	Bayer Korea
48-49	Imaging Solutions Korea Ltd.
50-51	Daewoong Pharmaceutical Co., Ltd.
52-53	JW Pharmaceutical
54-55	S&G Biotech Inc.
56	Intervention Medical
57	BCM



Sponsors & Partners

The Society of Gastrointestinal Intervention (SGI) wishes to acknowledge and thank the following companies for their support.

Gold



Silver



Bronze



SGI Learning Center



Organization

